

# Tax Season Readiness Virtual Conference

Attendee Guide



# Login

**INTUIT**  
Accountants

On the live day, users will log in via the link provided in the email communication. Emails should be entered as they were entered at registration. You will not be able to login before the permitted time, listed on the page. If you are unable to login, please wait at least one minute before attempting again. If you login attempts continue to fail, feel free to click the login help button.



## LOG IN TO ACCESS CONTENT

### Virtual Conference: Tax Season Readiness

Join tax and accounting experts on **November 30 - December 2** for a free virtual conference. The conference is centered on preparing for the tax year 2021 season. This free 3-day online event has an agenda packed with sessions and keynotes on recent tax law changes and their impact on your clients, new product enhancements, tax advisory services, the future of audits, and more.

**Not registered for the Tax Season Readiness Virtual Conference and interested in signing up?**

## LOG IN

Email Address

ENTER

If you receive an "Already Logged In" message, wait 1 minute before re-entering.

[Terms Of Use](#)

[Privacy Policy](#)

[Computer Tips](#)

[Login Help](#)

By logging in, you agree to the [Terms of Use](#) and [Privacy Policy](#).



# Lobby

After logging into the event you will be taken to the event's Lobby. From the Lobby area, you can visit the main areas of the event by clicking on their listing or utilizing the navigation bar.

## Networking Lounge

Connect with other event attendees in the lounge

## Exhibit Hall

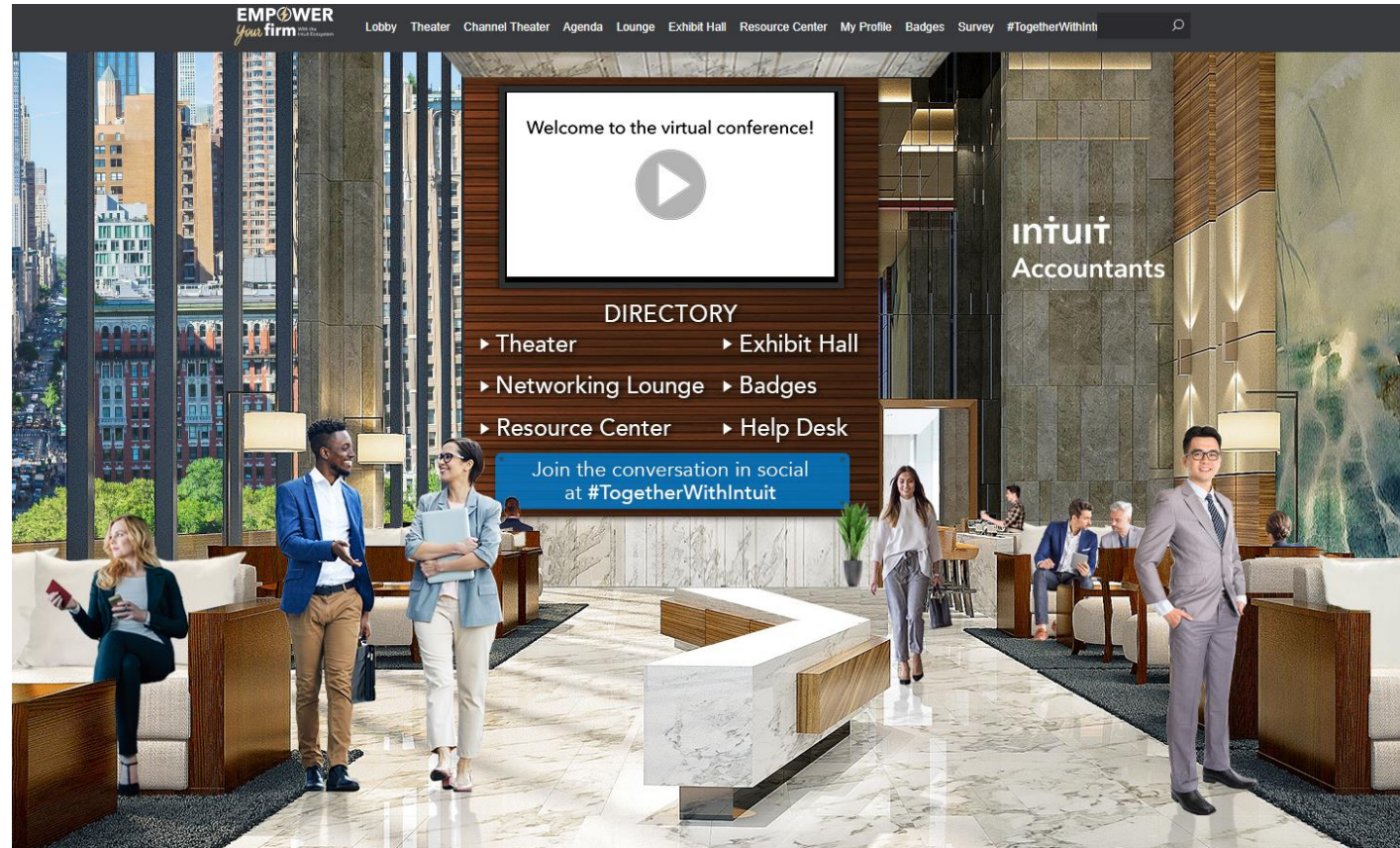
Quick access to the Exhibit Hall and event booths

## Theater

Quick access to the training sessions, designated by Track

## Agenda

View upcoming session times and details and add them to your calendar



# INTUIT Accountants

## Resources

Download event resources and documents in the resource center

## Help Desk

Choose from the **TechHelp** or **CPE Help** desk for live assistance during the event

## Event Announcements

Keep an eye out for the scrolling announcements at the bottom of the screen

# INTUIT Accountants

EMPOWER  
your firm

With the  
Intuit Ecosystem

LobbyTheaterChannel TheaterAgendaLoungeExhibit HallResource CenterMy ProfileBadgesSurvey#TogetherWithoutIt

Your timezone is (default - Central Time)

Day 1 - Intuit Ecosystem

Watch On Demand ▶

Make Engagements More Valuable for Your Clients

05/18/2022 1:10PM - 2:10PM

Watch On Demand ▶

Optimize Workflow and Gain Efficiency with Intuit Practice Management and Ignition

05/18/2022 11:50AM - 12:50PM

Watch On Demand ▶

Panel: How Tech Tips & Tools Can Help Your Practice Become More Efficient and Client-Centric

05/18/2022 10:30AM - 11:30AM

Watch On Demand ▶

Virtual Conference Opening Keynote

05/18/2022 10:00AM - 10:20AM

Watch On Demand ▶

Virtual Conference Opening Keynote

05/18/2022 10:00AM - 10:20AM

Watch On Demand ▶

★★★★★ 5.0 (3)

[Be the first to write a comment](#)

Jasen Stine, Intuit's Training and Education Leader for the Tax and Accounting Profession will kick-off this conference with the opening keynote about the importance of proactively looking at firm tools and workflows and how leading firms think about this area of their business. You will also get oriented to the conference and understand how to get your CPE.

Jasen Stine


Jasen has been in the tax and accounting industry for over 20 years and is responsible for setting training and education strategies at Intuit's. He is a thought leader, writer, and speaker on the 4th industrial revolution and AI's impact on the profession. He is a published author in AccountingToday and in Intuit's Tax Pro Center. He also recently implemented Natural Language Processing technology in Intuit's educational programs that is currently reading student feedback.



# Exhibit Hall – Sample Booths

**INTUIT**  
Accountants

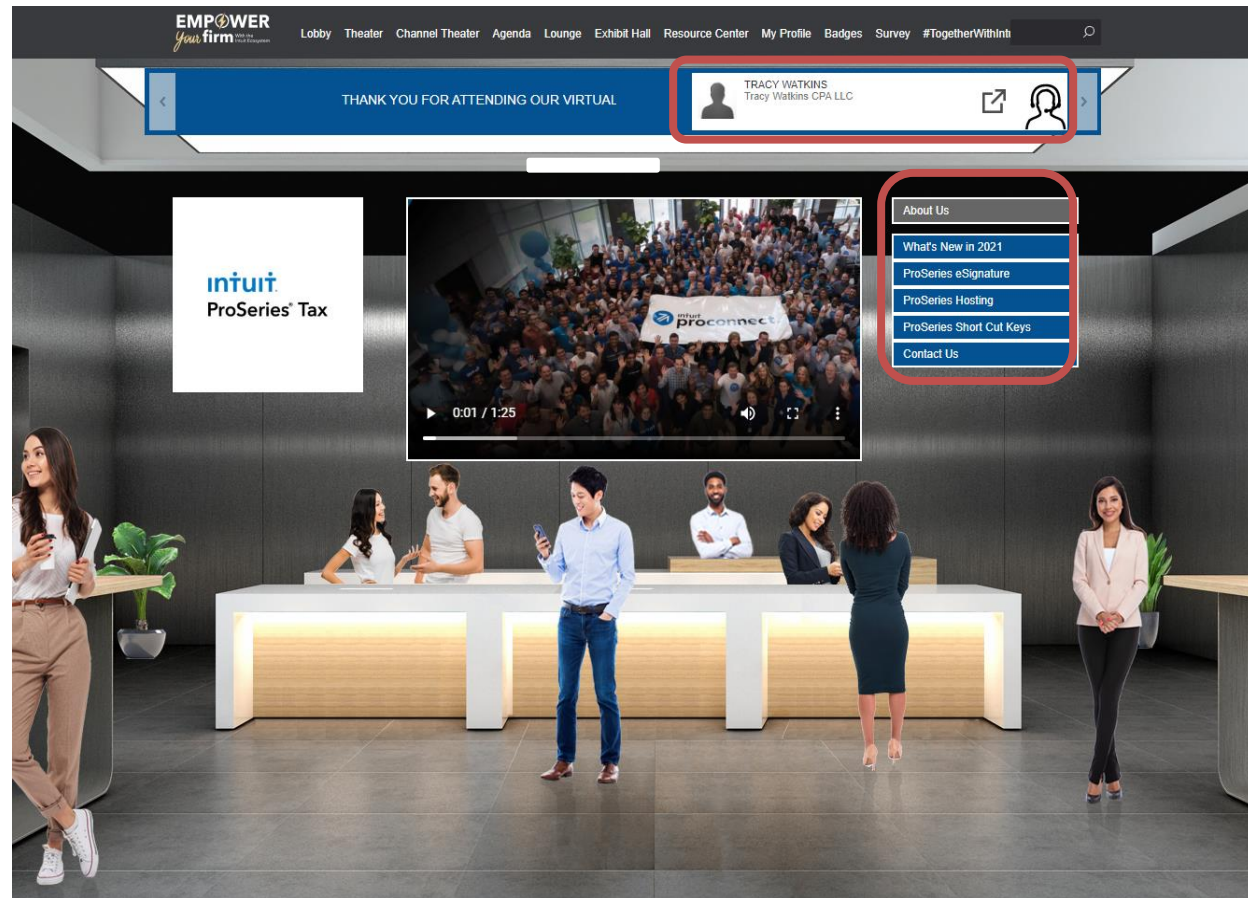
By clicking on Exhibit Hall on the top navigation, you can view solutions focused booths and network with technical experts. To enter a space, click on the logo on the show floor.



# Exhibit Hall Booths

**INTUIT**  
Accountants

- Click through the tabs on the right hand side of the booth to view collateral and other assets and information provided by the expo hall booths.
- The sponsor staff listed in the staff tab will be standing by in the space to chat with you and answer your queries. Click on a representative's image to begin communicating.



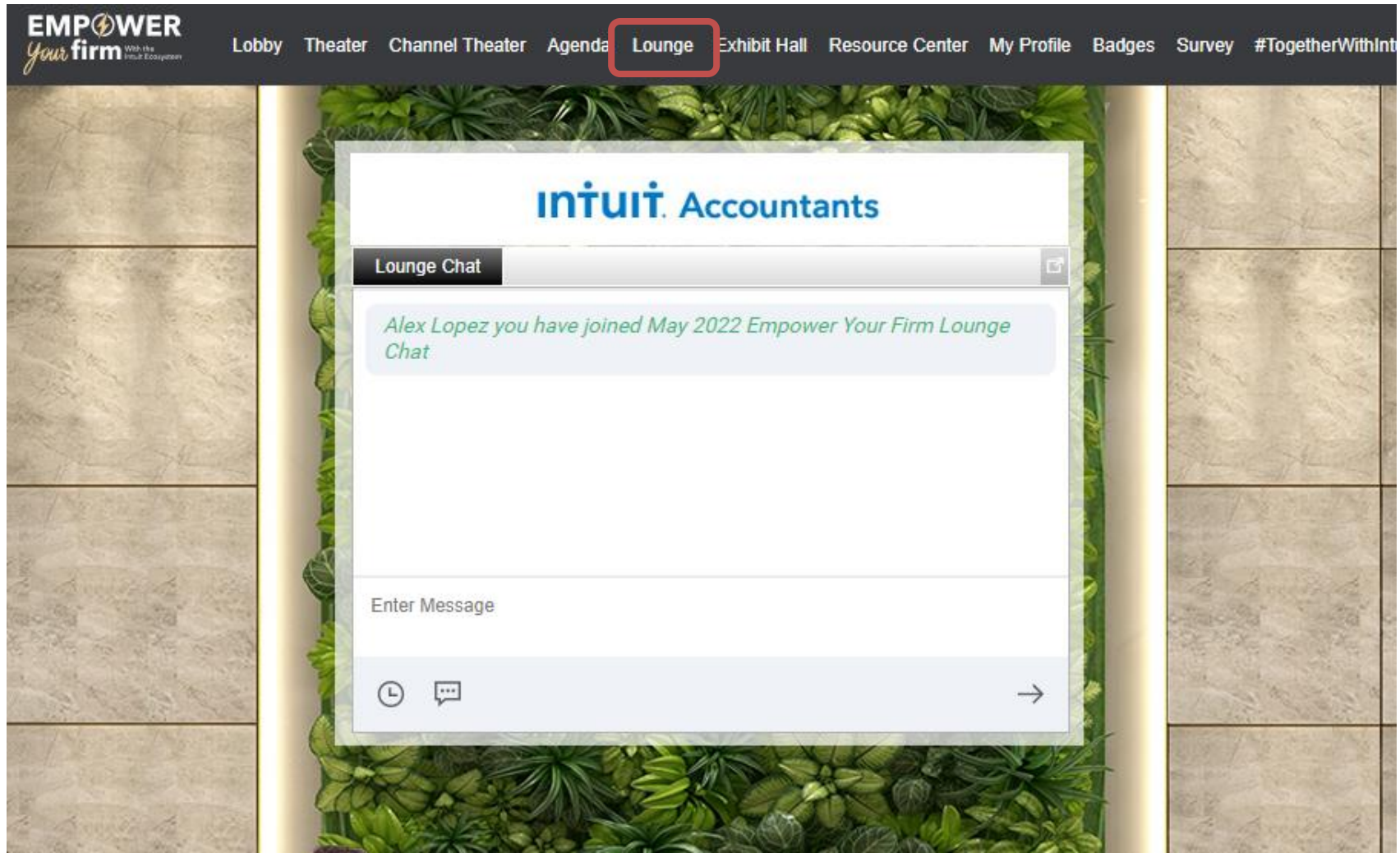
\*Content tabs will vary in each sponsor space. The image to the left is just an example to assist in your basic navigation of the space.



# Networking Lounge

**INTUIT**  
Accountants

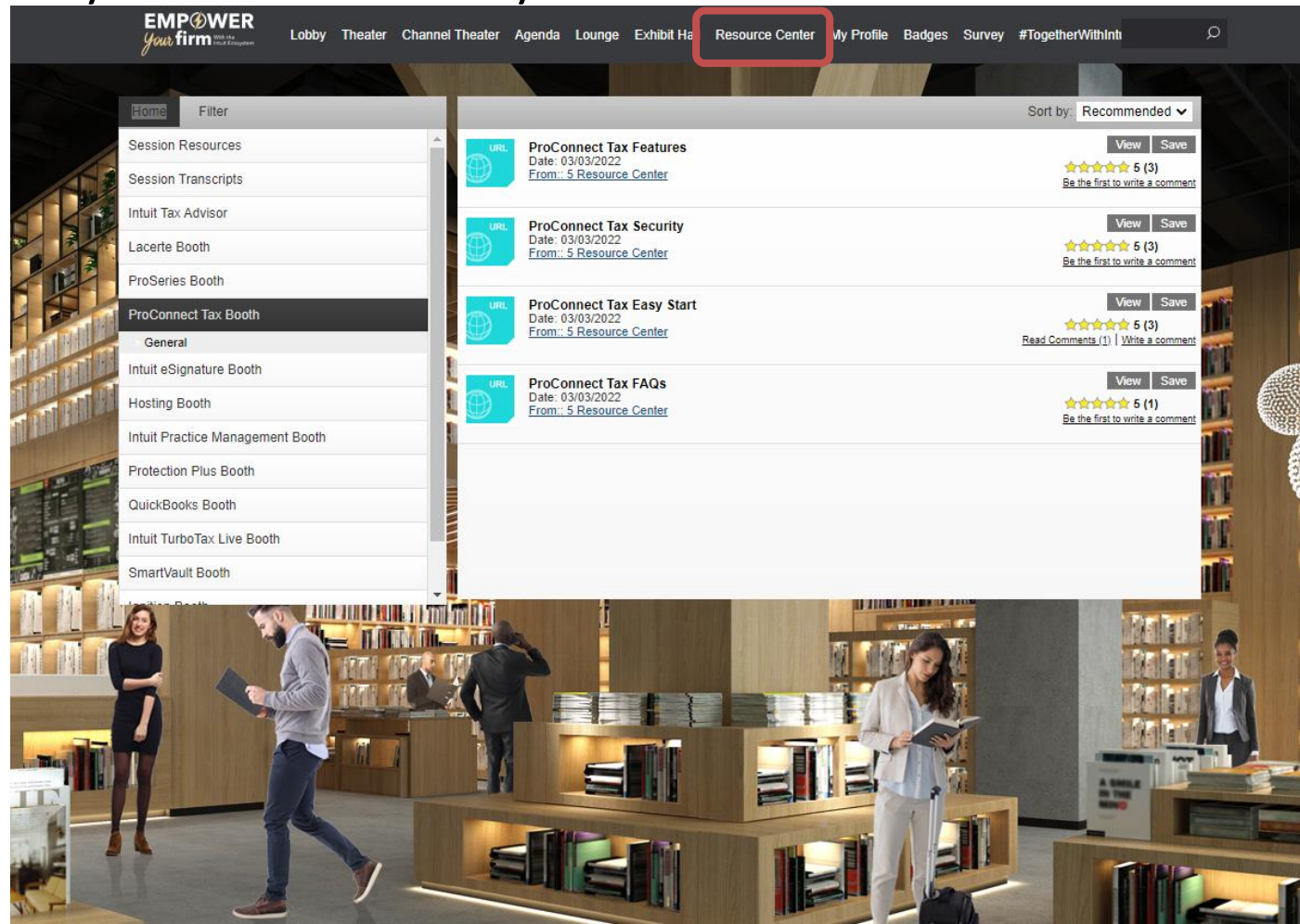
The Networking Connect Lounge is a great place to communicate and network with your peers. Talk with other attendees and event staff!



# Resource Center

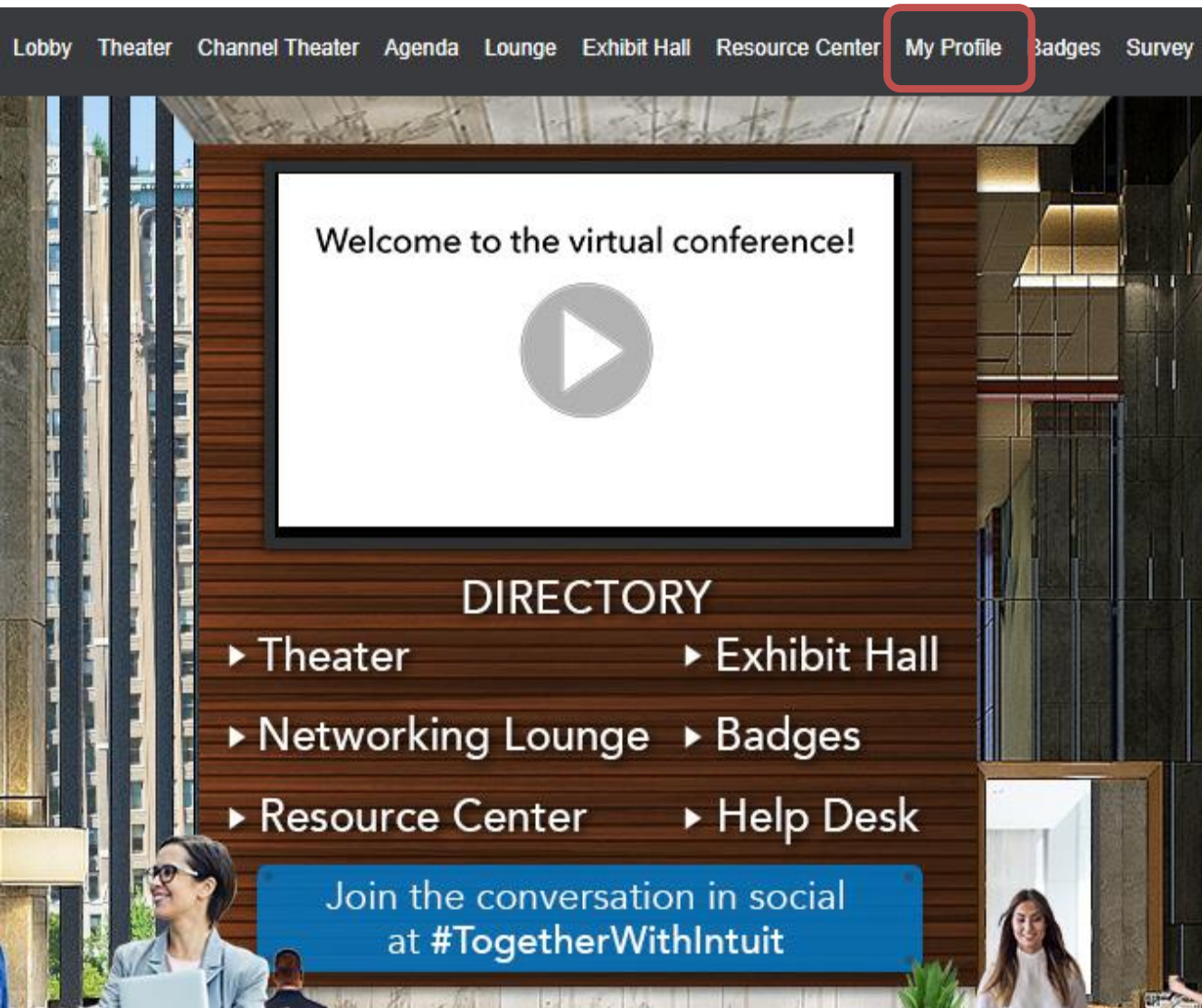
**INTUIT**  
Accountants

The Resource Center is your digital library to browse content by subject across the different areas of the event. You can organize and view the content by subject or media type by the selection in the upper left. Select the content for immediate viewing and you can also save any of the content to your briefcase for review or download at your convenience.





# My Profile



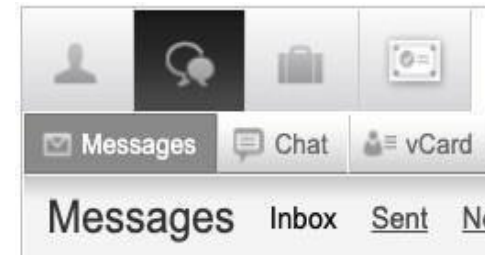
You can edit your profile at any time by clicking **My Profile** on the toolbar at the top of the screen.

## INTUIT Accountants



### Personal Information:

- Edit about yourself
- Add your photo
- Select time zone (IMPORTANT)



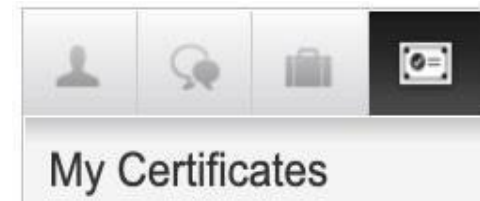
### Messages, Chat & Electronic Business Cards

Correspond with other attendees, trainers and Intuit staff that are in the event.



### My Briefcase

Documents you want to open or download are placed here in your briefcase to view and download onto your computer.

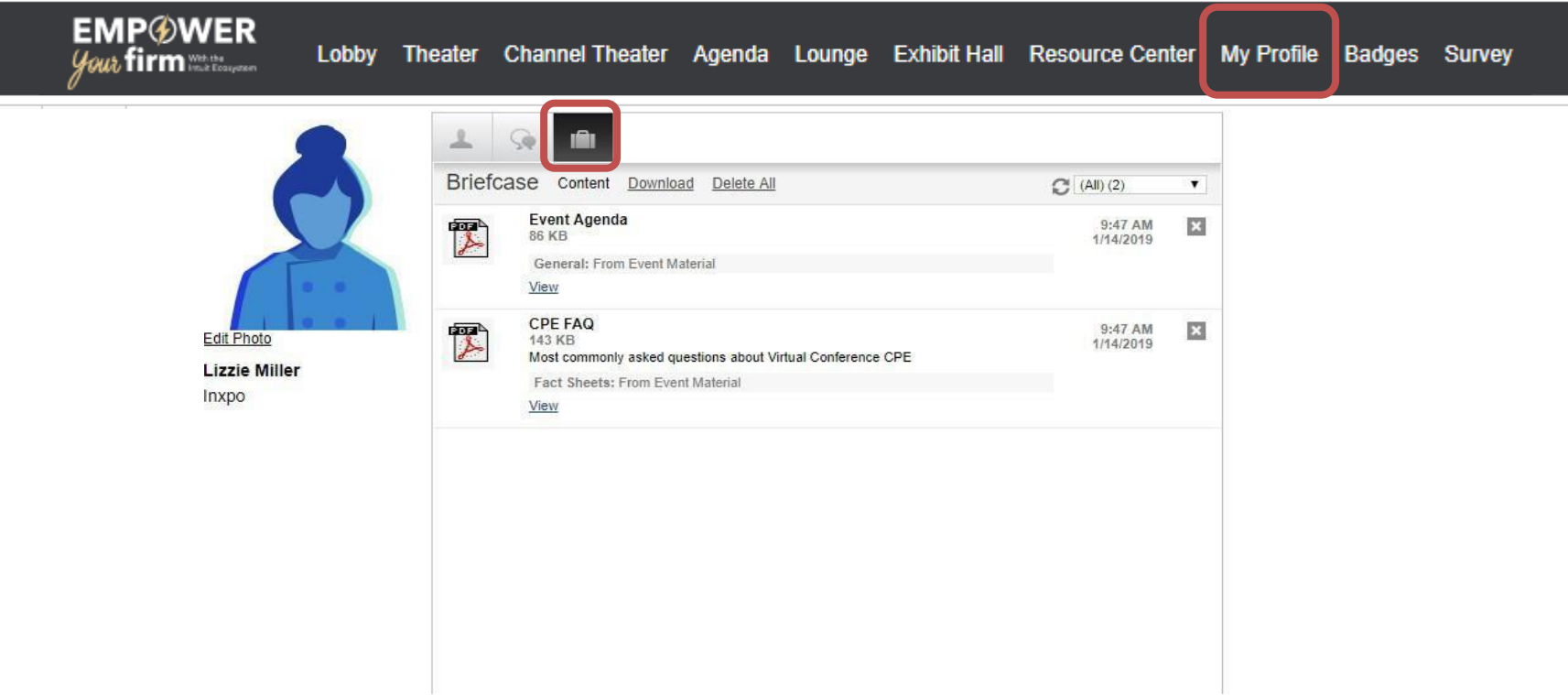


### My Certificates

View and download your CPE Certificates.

# Briefcase – in My Profile

The briefcase is a central location to retrieve all documents and links that have been saved from within the event. This includes all documents and links saved from the Resource Center, sponsor spaces, presentations or meetings. By clicking on the Download button, you can download selected documents listed in your briefcase. You can find your briefcase in your profile by clicking on the briefcase image.





# CPE Requirements and Process

## What are CPE and who needs them?


- Continuing Education Credits - CPA's are required annually to meet specific number of credits

## Requirements you must meet in order to earn your CPE Certificates:

- Must be present for a minimum of 50 minutes to earn 1 CPE credit.
- Participate in the checkpoints and CPE polling questions during each training session. You must:
  - Respond to 75% of the checkpoints during each session
  - Answer 1 polling question per hour during each session

- At the close of each training session, if you met requirements, your CPE will appear in **MY PROFILE** in the virtual conference.
- You will also receive an email with your CPE from: [intuit@theonlineexpo.com](mailto:intuit@theonlineexpo.com).  
If CPE is missing, please check your SPAM folder before escalating.

- Note: CPE automation for this event does not support partial credits. If you meet above requirements, you may request a partial credit for every additional 25 minutes of attendance. Please inquire at the **CPE Help Desk** or Email: [PCGTraining@Intuit.com](mailto:PCGTraining@Intuit.com)



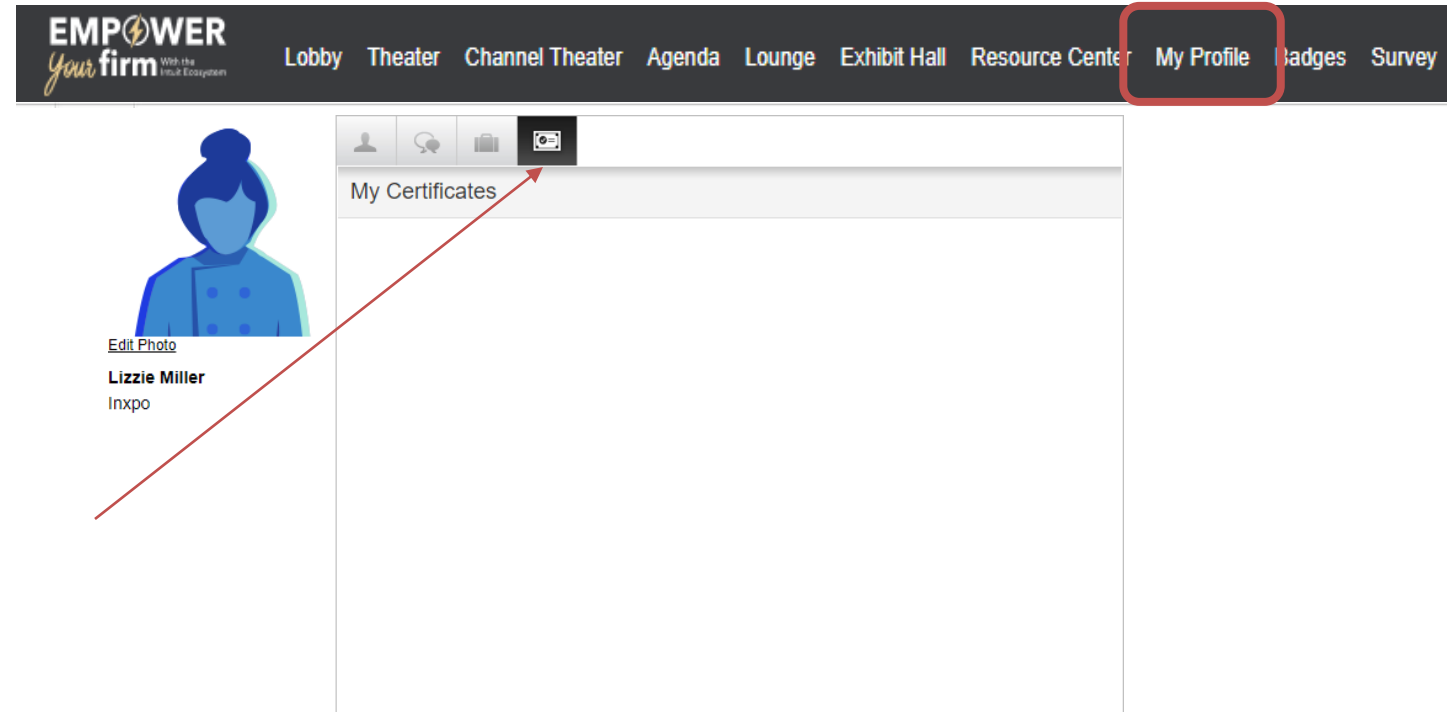
View and download your  
CPE Certificates.

## Where to find your CPE

The certificates are generated after their respective presentation has concluded. At that time, if you have met all of the requirements, your certificate will be sent to you in 2 ways:

**1.Via Email.** Each certificate you earn at the vCon will be sent to the email address you registered with. You should receive each certificate within 24hrs of the vCon.

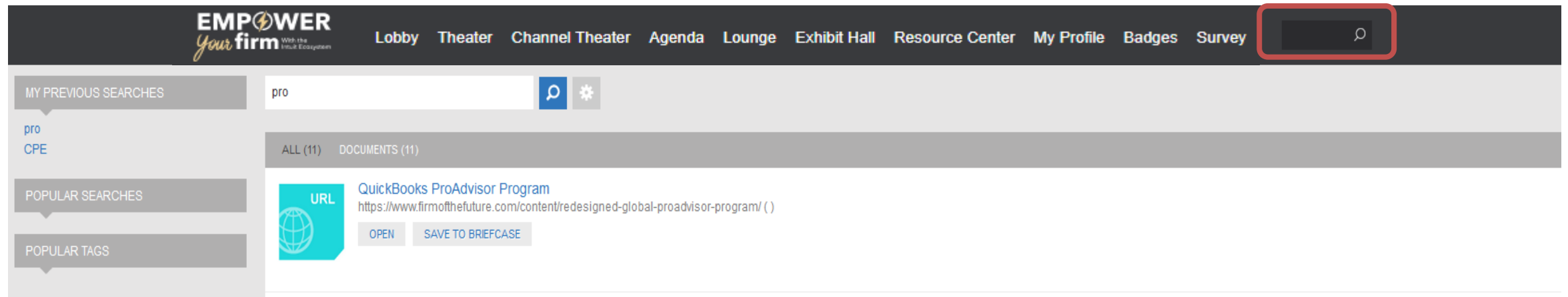
**2.Via your Profile:** Inside the event you can find all of the certificates you have earned under **My Profile** (located in the top toolbar). Once in My Profile, go to the Certificates tab found on the top of the page.





# Search

You can use the search feature to find documents/links and presentations within the event. To launch the search feature, click on the magnifying glass on the toolbar at the top of the screen.

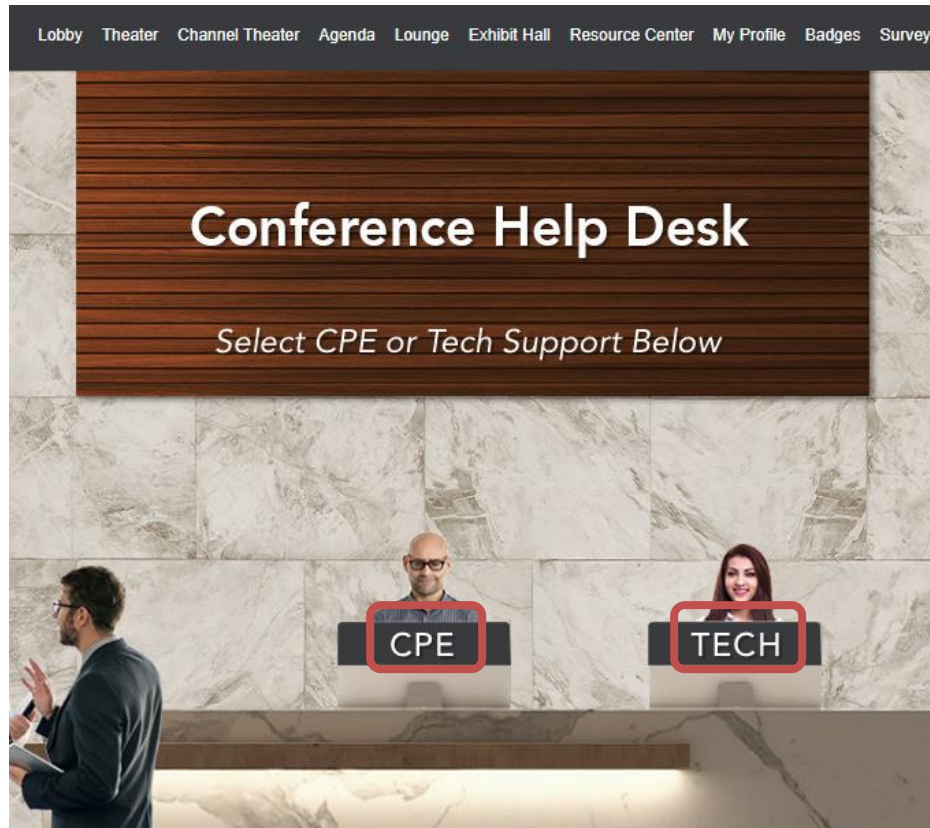


In the “Search For” field, type your search criteria. Once the search area opens, clicking the gear next to the search bar will allow you to filter your search further.

# Help Desk

The **Tech Help Desk** is available for any technical support issues you have while interacting in the virtual event. There are helpful resources available to you such as guides, FAQs, and support documentation.

The **CPE Help Desk** is available for any certification and CPE issues you have while interacting in the virtual event. There are helpful FAQs as well.



### Features:

- **Chat** – will allow you to chat with Intrado support staff available to help assist with any questions you may have.
- **E-Mail** – if you have additional concerns after live support has ended, you can email the Intrado support box at [eventsupport@inxpo.com](mailto:eventsupport@inxpo.com). Be sure to include Expanding Your Services to Grow Your Practice.
- **Computer Tips and FAQ:** available to view helpful resources in troubleshooting potential issues such as chat or communication problems, security prompts, FAQs, etc.

Intrado support representatives will be standing by in the spaces to answer your queries. Click on a representative's image to begin communicating through private chat or email.



# Event Support

## Contact Us

Email: [intuit@theonlinexpo.com](mailto:intuit@theonlinexpo.com)

Subject: Tax Season Readiness Virtual Conference

***We look forward to seeing you there!***